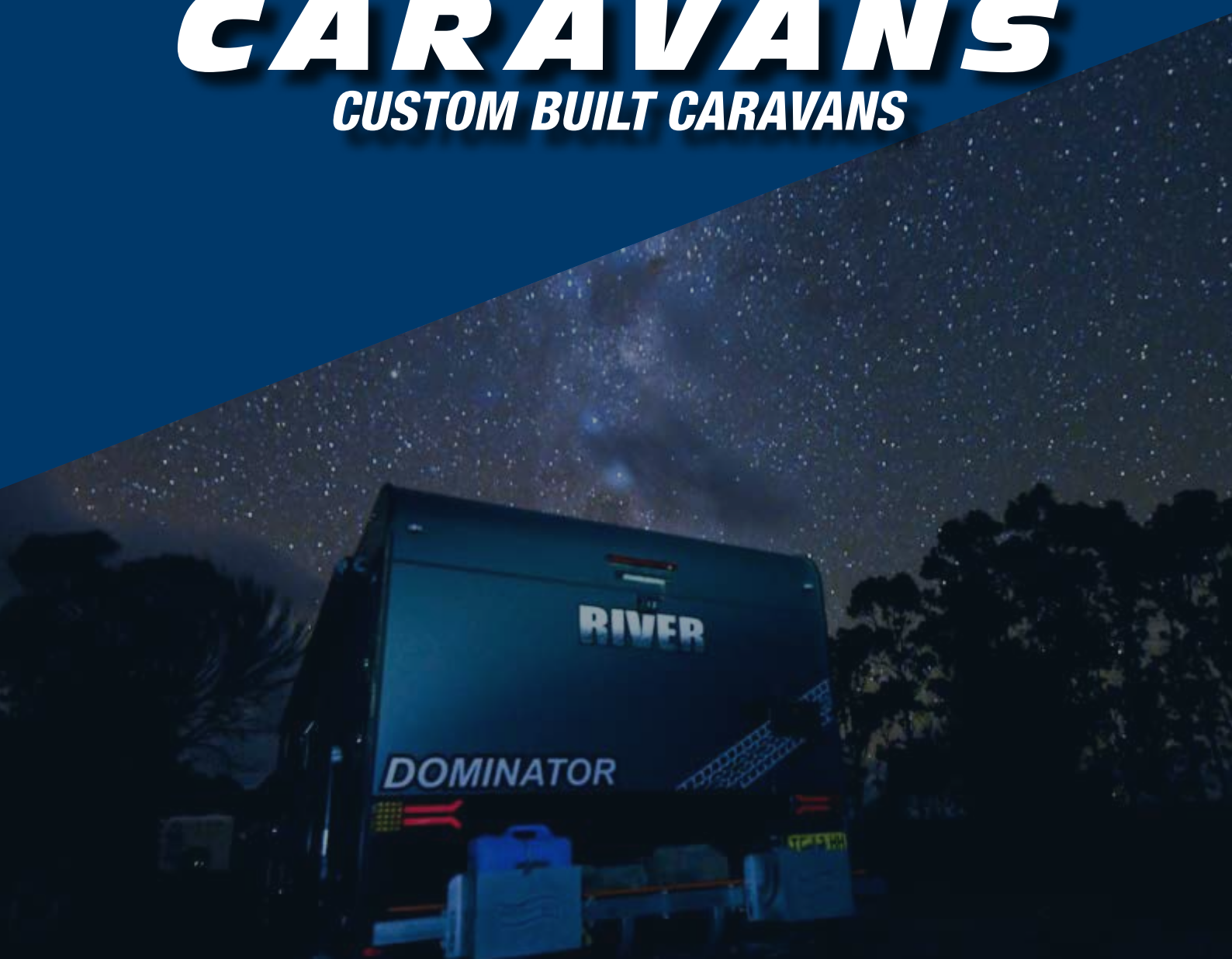




RIVER

CARAVANS

CUSTOM BUILT CARAVANS





ABOUT US



River Caravans is a proud Australian family owned caravan manufacturing business with over 30 years of industry experience, a boutique caravan manufacturer based in Somerton/Campbellfield Victoria. Utilising the skills passed down from Father to Son, honed over the past 48 years in the caravan industry, River Caravans was formed, by Salv and his wife Rita.

Salv's father started G & S Chassis in 1975, Salv started his apprenticeship there around 35 years ago, learnt the art of welding, chassis manufacturing, co-designing chassis & suspensions, leading the market in the caravan industry ever since. In early 2010 Salv and Rita started River Caravans with a solid focus on producing quality caravans. River Caravans produces 150 vans a year (3 per week at present) to ensure quality control and the best possible product, which many mass production facilities simply cannot match or offer.

Both Salv & Rita work in the business full time overseeing the total operation to consistently achieve a high-quality product. River Caravans has developed a great team to assist them with the day to day running of the factories. Being a true family business, no one gets a free ride, Salv and Rita's son Carlo and daughter Raf have joined the business, following on the family tradition,

Salv is passing on his knowledge and training Carlo in the art of caravan building, Rita is managing all things office and after sales service while having input into the design and future development of the vans.

G&S Chassis was sold and is no longer owned by the family, making it the perfect opportunity to start a new chapter in River Caravans manufacturing history. 2019 marks the release of, Chassis by C&R Chassis, River Caravans first chassis, owned designed & manufactured by Salv & his father drawing on their combined 75 years of chassis and caravan building experience to ensure a high-quality build long into the future.

As a proud Australian company, we pride ourselves on using as many locally produced materials & products as possible to ensure the highest quality Caravans on the market.

River Caravans are 'hand built' Caravans which allows us to make some small customer required changes to layouts and specifications to better suit the customers' individual needs.

River Caravans manufactures 3 models of caravans plus a family range.

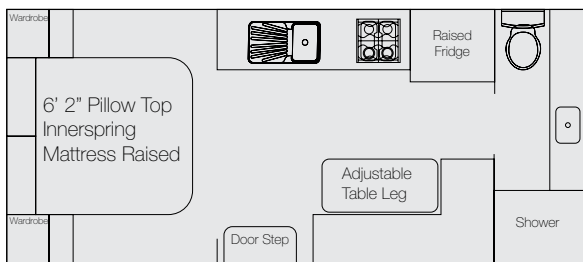
Diamantina

a caravan to rule them all

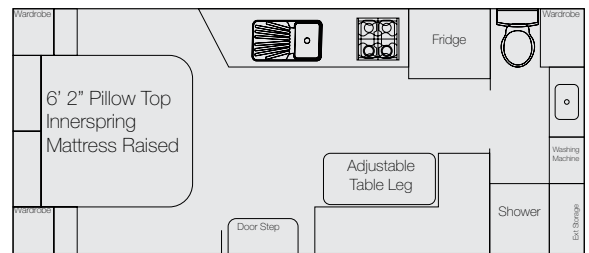
An all-round Touring Caravan Perfect for Caravan Parks, National Parks and Corrugation.

Single Axle

Diamantina 17'6" Mid Door

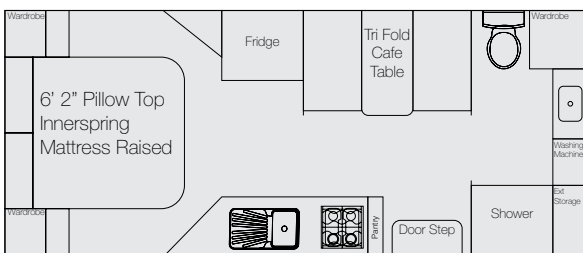


Diamantina 18'4" Mid or Rear Door

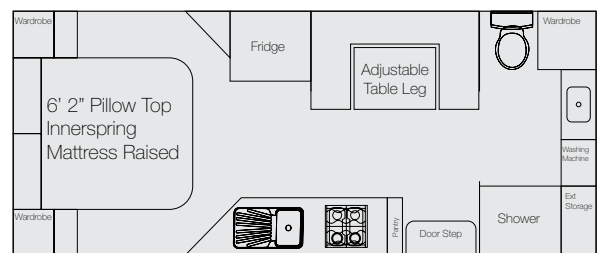


Dual Axle

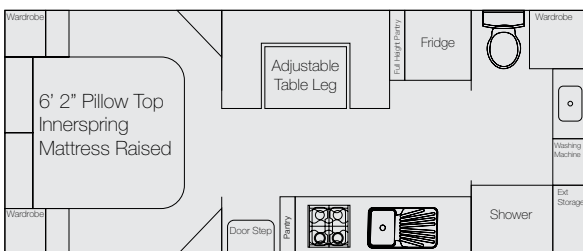
Diamantina 19'6" Rear Door



Diamantina 20' Rear Door Club Lounge



Diamantina 20'6" Club Pantry Mid or Rear Door





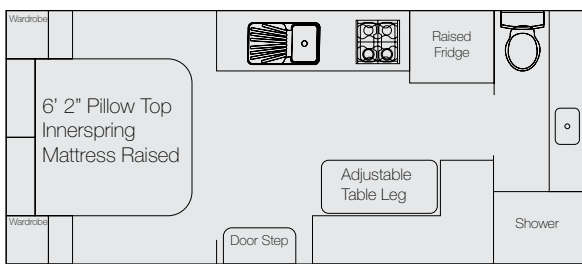
Dominator

more than just a caravan

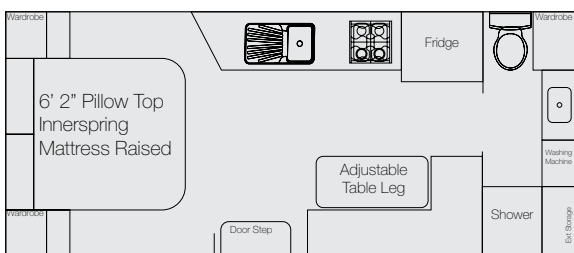
Ready to go for your offroad adventures!

Single Axle

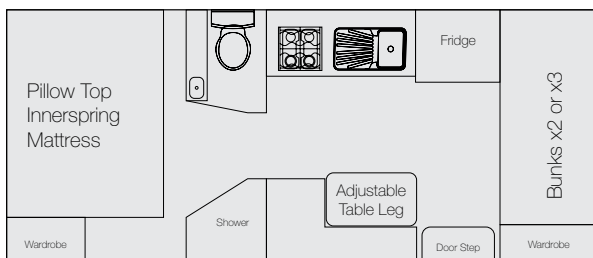
Dominator 17'6" Mid Door



Dominator 18'4" Mid or Rear Door

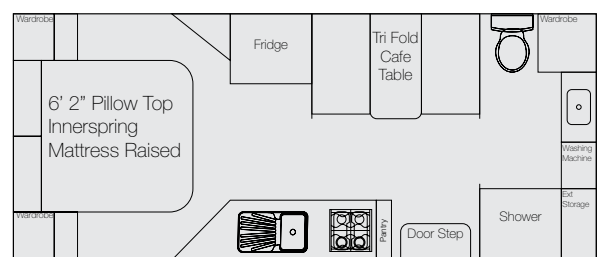


Dominator 18'6" Rear Door

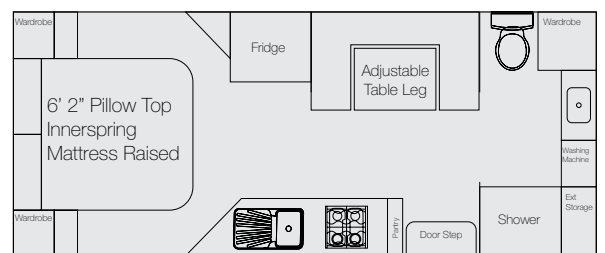


Dual Axle

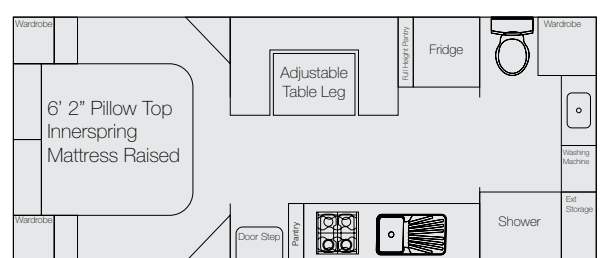
Dominator 19'6" Rear Door




Dominator 20' Club Lounge Rear Door



Dominator 20'6" Club Pantry Mid or Rear Door







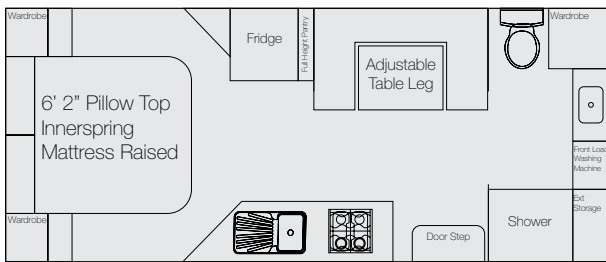
Dreamliner

for the journey

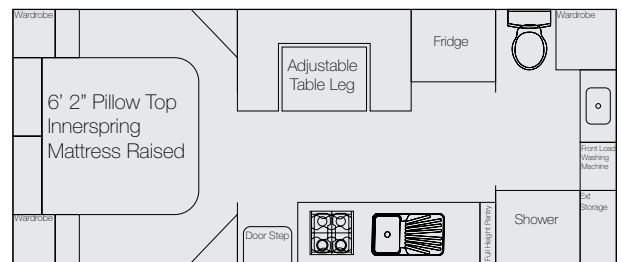
Touring at it's finest!

Dual Axle

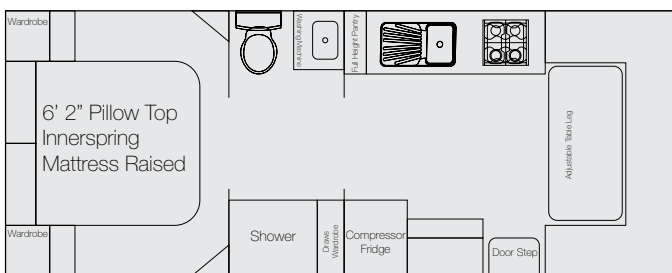
Dreamliner 21' Side Club Mid or Rear Door



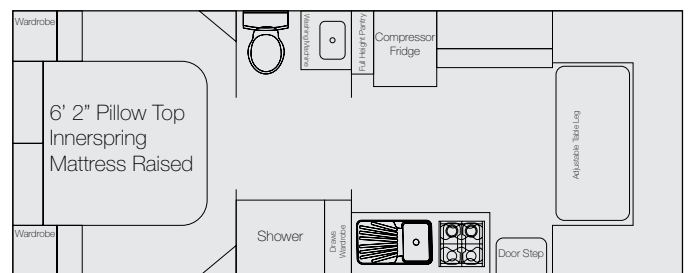
Dreamliner 21' 6" Side Club Mid or Rear Door



Dreamliner 23' Rear Club



Dreamliner 23' 6" Rear Club





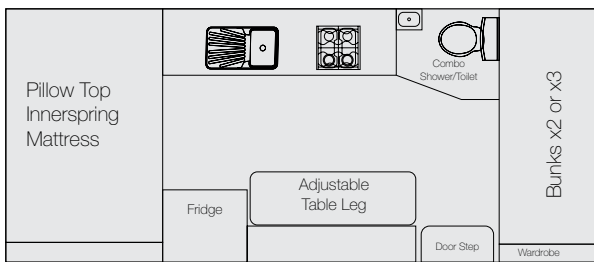
Family Series

settle for the best

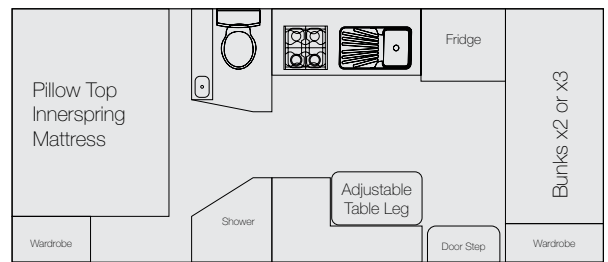
Something to suit the whole family

Single Axle

Family 18'

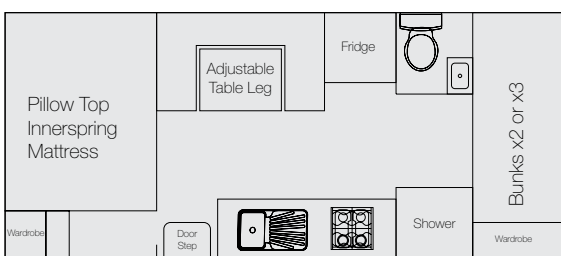


Family 18'6"

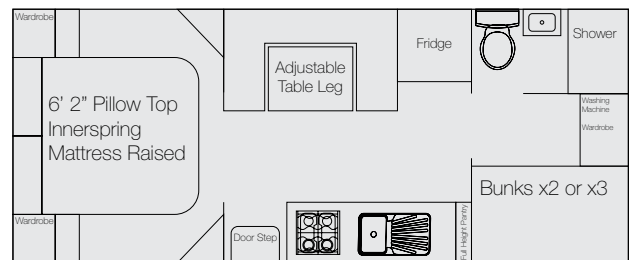


Dual Axle

Family 20'6"



Family 22'





Specifications

Dominator Off-Road

Diamantina

Dreamliner

Family

17'6" 18'4" 18'6" 19'6" 20' 20'6" 17'6" 18'4" 18'6" 19'6" 20' 20'6" 21' 21'6" 23' 23'6" 18' 18'6" 20'6" 22'

Chassis

Reinforced 6' x 2' SupaGal Chassis	✓	✓	✓	✓	✓	✓	○	○	○	○	○	○	✓	✓	✓	✓	○	○	○	○	✓
Reinforced 6' x 2' SupaGal A-Frame	✓	✓	✓	✓	✓	✓	○	○	○	○	○	○	✓	✓	✓	✓	○	○	○	○	✓
Reinforced 4' x 2' SupaGal Chassis							✓	✓	✓	✓	✓	✓					✓	✓	✓		
Reinforced 4' x 2' SupaGal A-Frame							✓	✓	✓	✓	✓	✓					✓	✓	✓		
50mm Chassis Raiser - STD	✓	✓	✓	✓	✓	✓	✓	✓	✓	✓	✓	✓	✓	✓	✓	✓	✓	✓	✓	✓	✓
100mm Chassis Raiser	○	○	○	○	○	○	○	○	○	○	○	○	○	○	○	○	○	○	○	○	○
Extended A-Frame - STD	✓	✓	✓	✓	✓	✓	✓	✓	✓	✓	✓	✓	✓	✓	✓	✓	✓	✓	✓	✓	✓
D0-35 Articulated off-Road Hitch 3.5 Tonne Rating	✓	✓	✓	✓	✓	✓	○	○	○	○	○	○	○	○	○	○	○	○	○	○	○
50mm Ball Hitch							✓	✓	✓	✓	✓	✓	✓	✓	✓	✓	✓	✓	✓	✓	✓
Heavy Duty Beam Axle & Springs - STD							✓	✓	✓	✓	✓	✓					✓	✓	✓	✓	✓
Alpha Extreme Duty Single Axle 2.75T Independent Suspension	○	○	○				○	○	○								○	○			
Alpha Ultra Duty Independent Suspension, Dual Axle 3.5T				○	○	○				○	○	○	✓	✓	✓	✓				○	○
Cruisemaster XT All Terrain Coil Single Axle Independent Suspension 2.8 T	○	○	○				○	○	○								○	○			
Cruisemaster XT Coil Dual Independent Suspension 3.5T				○	○	○				○	○	○	○	○	○	○				○	○
Simplicity Smart Coil Single Axle Independent Suspension 2.75 T	✓	✓	✓				○	○	○								○	○			
Simplicity LSC, Load Sharing Coil Independent Dual Axle Suspension 3.5 T				✓	✓	✓				○	○	○	○	○	○	○				○	○
12' Drum Brakes	✓	✓	✓	✓	✓	✓	✓	✓	✓	✓	✓	✓	✓	✓	✓	✓	✓	✓	✓	✓	✓
16' x 265 All Terrain Tyres With Alloy Mag Wheels	○	○	○	○	○	○	○	○	○	○	○	○	○	○	○	○	○	○	○	○	○
16' x 245 All Terrain Tyres With Alloy Mag Wheels	✓	✓	✓	✓	✓	✓	✓	✓	✓	○	○	○	✓	✓	✓	✓	✓	✓	○	○	
15' x 235 All Terrain Tyres With Alloy Mag Wheels										✓	✓	✓								✓	✓
1x Matching Spare Tyre Mounted on the Rear Bumper Bar	✓	✓	✓	✓	✓	✓	✓	✓	✓	✓	✓	✓	✓	✓	✓	✓	✓	✓	✓	✓	✓
Stability Control	✓	✓	✓	✓	✓	✓	✓	✓	✓	✓	✓	✓	✓	✓	✓	✓	✓	✓	✓	✓	✓
Front Toolbox with Slide out Generator box & Storage box & 2 x Jerry Can Holders	✓	✓	✓	✓	✓	✓	✓	✓	✓	✓	✓	✓	✓	✓	✓	✓	✓	✓	✓	✓	✓
Quick Release Stone Deflector on A-Frame	✓	✓	✓	✓	✓	✓	○	○	○	○	○	○	○	○	○	○	○	○	○	○	○
Fully Sealed & Galvanised Steel Wheel Arches	✓	✓	✓	✓	✓	✓	✓	✓	✓	✓	✓	✓	✓	✓	✓	✓	✓	✓	✓	✓	✓
2x 95LT Water Tanks With Stone Guards	✓	✓	✓	✓	✓	✓	✓	✓	✓	✓	✓	✓	✓	✓	✓	✓	✓	✓	✓	✓	✓
1x 95LT Grey Water Tank with Stone Guard	✓	✓	✓	✓	✓	✓	✓	✓	✓	✓	✓	✓	✓	✓	✓	✓	✓	✓	✓	✓	✓
Underbody Pipework Lagging	✓	✓	✓	✓	✓	✓	✓	✓	✓	✓	✓	✓	✓	✓	✓	✓	✓	✓	✓	✓	✓
Quick Release Adjustable Corner Jacks	✓	✓	✓	✓	✓	✓	✓	✓	✓	✓	✓	✓	✓	✓	✓	✓	✓	✓	✓	✓	✓
Adjustable Boxed Steel Rear Bumper Bar	✓	✓	✓	✓	✓	✓	✓	✓	✓	✓	✓	✓	✓	✓	✓	✓	✓	✓	✓	✓	✓
Breakaway Safety Braking System	✓	✓	✓	✓	✓	✓	✓	✓	✓	✓	✓	✓	✓	✓	✓	✓	✓	✓	✓	✓	✓
2x Rated Steel Safety Chains with knock on locks	✓	✓	✓	✓	✓	✓	✓	✓	✓	✓	✓	✓	✓	✓	✓	✓	✓	✓	✓	✓	✓

KEY

- Included ✓
Optional ○

*Caravan Layouts and specifications are subject to change. Check with your local dealer for an updated list and plans.

Dominator Off-Road

Diamantina

Dreamliner

Family

17'6" 18'4" 18'6" 19'6" 20' 20'6" 17'6" 18'4" 18'6" 19'6" 20' 20'6" 21' 21'6" 23' 23'6" 18' 18'6" 20'6" 22'

Exterior

Picnic Table	✓	✓	✓	✓	✓	✓	✓	✓	✓	✓	✓	✓	✓	✓	✓	✓	✓	✓	✓	
External Entertainment Hatch with TV Mount, Dual 240v outlets, USB outlets, 12v Accessory outlet & Antenna outlet	✓	✓	✓	✓	✓	✓	✓	✓	✓	✓	✓	✓	✓	✓	✓	✓	✓	✓	✓	
Reverse Camera	✓	✓	✓	✓	✓	✓	✓	✓	✓	✓	✓	✓	✓	✓	✓	✓	✓	✓	✓	
Gas Bayonet	✓	✓	✓	✓	✓	✓	✓	✓	✓	✓	✓	✓	✓	✓	✓	✓	✓	✓	✓	
1x 120 Amp AGM Battery in Chassis Mounted Box							✓	✓	✓	✓	✓	✓				✓	✓	✓	✓	
2x 120 Amp AGM Battery in Chassis Mounted Box							○	○	○	○	○	○				○	○	○	○	
1x 150 Amp Lithium Battery	✓	✓	✓	✓	✓	✓	○	○	○	○	○	○	✓	✓	✓	✓	○	○	○	○
2x 150 Amp Lithium Battery	○	○	○	○	○	○	○	○	○	○	○	○	○	○	○	○	○	○	○	○
1x 200W Slimline Roof Mounted Solar Panel							✓	✓	✓	✓	✓	✓				✓	✓	✓	✓	
2x 200W Slimline Roof Mounted Solar Panel	✓	✓	✓	✓	✓	✓	○	○	○	○	○	○	✓	✓	✓	✓	○	○	○	○
35 Amp BM PRO Battery Plus 35-11-HA with Inbuilt Solar MPPT Regulator, Lead Acid, Gel & Lithium Battery Compatible	✓	✓	✓	✓	✓	✓	✓	✓	✓	✓	✓	✓	✓	✓	✓	✓	✓	✓	✓	✓
BM PRO Mini Boost 12v 20A DC-DC Charger With Anderson Plug to Front of A Frame	✓	✓	✓	✓	✓	✓	○	○	○	○	○	○	✓	✓	✓	✓	○	○	○	○
External Hot/Cold Shower Unit	✓	✓	✓	✓	✓	✓	✓	✓	✓	✓	✓	✓	✓	✓	✓	✓	✓	✓	✓	✓
12v Entrance Light with Grab Handle	✓	✓	✓	✓	✓	✓	✓	✓	✓	✓	✓	✓	✓	✓	✓	✓	✓	✓	✓	✓
15 Amp External Power Inlet - offside	✓	✓	✓	✓	✓	✓	✓	✓	✓	✓	✓	✓	✓	✓	✓	✓	✓	✓	✓	✓
External Jacking Points Mounted on Chassis	✓	✓	✓	✓	✓	✓	✓	✓	✓	✓	✓	✓	✓	✓	✓	✓	✓	✓	✓	✓
Aluminium Pull out Step Reinforced - When Possible	✓	✓	✓	✓	✓	✓	✓	✓	✓	✓	✓	✓	✓	✓	✓	✓	✓	○	○	○
Roller Blind to Main Door	✓	✓	✓	✓	✓	✓	✓	✓	✓	✓	✓	✓	✓	✓	✓	✓	✓	✓	✓	✓
2x Lockable Water Fillers	✓	✓	✓	✓	✓	✓	✓	✓	✓	✓	✓	✓	✓	✓	✓	✓	✓	✓	✓	✓
SecuriY Door, Rounded Top Corners, Steel Mesh Screen & Locking Pins	✓	✓	✓	✓	✓	✓	✓	✓	✓	✓	✓	✓	✓	✓	✓	✓	✓	✓	✓	✓
External Tap on A-Frame	✓	✓	✓	✓	✓	✓	✓	✓	✓	✓	✓	✓	✓	✓	✓	✓	✓	✓	✓	✓
BM PRO TREK Internal Digital Control Panel (BMS)	○	○	○	○	○	○	✓	✓	✓	✓	✓	✓	○	○	○	○	✓	✓	✓	✓
BM PRO Odyssey Smart Bluetooth Touchscreen (BMS)	✓	✓	✓	✓	✓	✓	○	○	○	○	○	○	✓	✓	✓	✓	○	○	○	○
BM PRO Odyssey Smart Link 103	✓	✓	✓	✓	✓	✓	✓	✓	✓	✓	✓	✓	✓	✓	✓	✓	✓	✓	✓	✓
Sports Touring Pack / ST Pack option																				
6" SupaGal Chassis & A-Frame Upgrade							✓	✓	✓	✓	✓	✓					✓	✓	✓	✓
Alpha Ultra Duty 3.5T Single Shock, 12" Brakes (Independent Suspension) Dual Axle												✓	✓	✓					✓	✓
Alpha Ultra Duty 2.75T Twin Shock, 12" Brakes (Independent Suspension) Single Axle							✓	✓	✓								✓	✓		
16" x 245 Wheels & Tyres							✓	✓	✓	✓	✓	✓					✓	✓	✓	✓
600mm High Checker Plate Sides							✓	✓	✓	✓	✓	✓					✓	✓	✓	✓
DO-35 Hitch 3.5T							✓	✓	✓	✓	✓	✓					✓	✓	✓	✓



RIVER

CARAVANS

www.rivercaravans.com.au

